




GO MOBILE!

1 Get the App!

 [Click Here](#). Or search for "Citizens Bank Mobile Banking" in iTunes or your device's App Store - look for our logo and download the App. If you use iTunes, don't forget to synch your device!

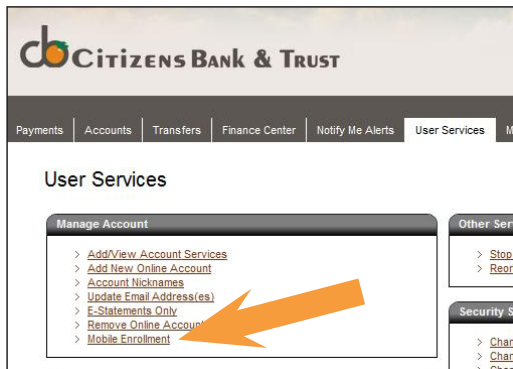
 Use the mobile version of our internet banking site at: <https://mBanking.firstdata.com/wap/home/cbtlwfl/en>

 A dedicated Android App is coming soon!

2 Get Your Activation Code!

Go to www.citizens-bank.com and log in (logging in for the first time? Instructions [HERE](#)).

ALL Devices



Click on the User Services tab, then "Mobile Enrollment". Follow the instructions to obtain your Activation Code.

Note: if your device doesn't have phone service (iPad, for instance) you can register using a home telephone number.

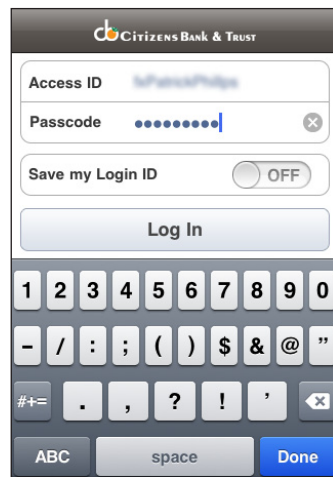
3 Start Using Mobile Banking!

ALL Devices



Open the App on your mobile device, select "I have one" when it asks for an activation code.

Enter the activation code and phone number you used for Mobile Enrollment. Touch "Activate":



Log In to your Mobile Application using the same Access ID and Passcode you use for Internet Banking.

Trouble? Call our 27/7 toll-free helpline at 1-855-854-8440 or stop by your local branch.